

Important

Use 2022/23 school and college performance data with caution

School performance data for the 2022/23 academic year should be used with caution given the ongoing impacts of the COVID-19 pandemic, which affected individual schools and pupils differently.

School performance data should be considered alongside a range of other information about the school, which could include looking at school websites, reading Ofsted reports, and speaking to the school directly. Conclusions should not be drawn on a single piece of data alone.

KS4 performance data

Performance measures based on qualification results from 2022/23 cannot be directly compared to measures from 2021/22. This is because a different grading approach was used in 2021/22, to take account of the impact of the pandemic.

In 2022/23 there was a return to pre-pandemic standards for GCSEs, AS and A levels, with protection built into the grading process to recognise the disruption that students have faced. For VTQs that are taken alongside, or instead, of GCSEs and A levels, there was also a return to pre-pandemic standards in 2022/23. For many students, results from 2021/22 adapted assessments were used towards qualifications in 2022/23.

More information on qualification grading approaches for this year and last year can be found at [Exam results 2023: 10 things to know about GCSE, AS and A level grades - The Ofqual blog](#) and [Vocational and technical qualifications grading in 2023 - The Ofqual blog](#)

For more information on how we calculate performance measures, and the factors affecting measures for 2022/23, please see the [KS2, KS4 and 16 to 18 technical guides](#).

User research volunteers needed

The ASP team are currently looking at reviewing the Analyse School Performance (ASP) and we need your help in doing this.

You can help us shape the future of the service and give us a better understanding of how the system is used, identifying any areas that can be improved.

We would like to talk with you in a user research capacity - please contact christopher.wood@education.gov.uk to arrange a confidential user research session.

LA boundary change

Local authorities have been re-organised with effect from 1st April 2023. The local authority of Cumbria (909) has been split into two new authorities. Cumberland (942) and Westmorland and Furness (943). Due to this change, access to historical pre-prepared data for schools has been withdrawn from this date with the cessation of the authority as a legal entity.

Graiseley Primary School (URN: 104302)

Key stage 2

This is revised data for 2022/23.

Progress in reading, writing and maths

Reading

Number of pupils = 27

Pupils with adjusted scores = 3

Well below average -2.87

Confidence interval
-5.2 to -0.5

Writing

Number of pupils = 27

Pupils with adjusted scores = 0

Average 0.13

Confidence interval
-2.1 to 2.4

Maths

Number of pupils = 27

Pupils with adjusted scores = 2

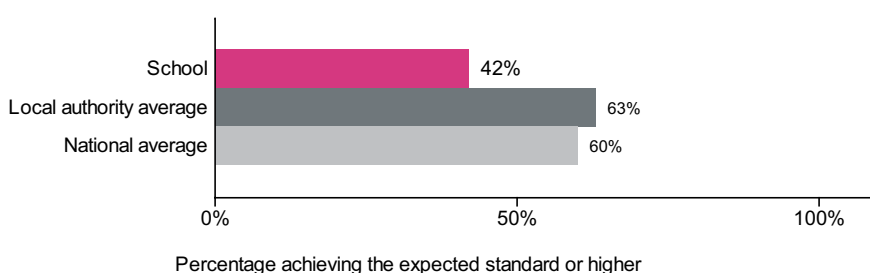
Average -1.21

Confidence interval
-3.4 to 1.0

Reading, writing and maths combined

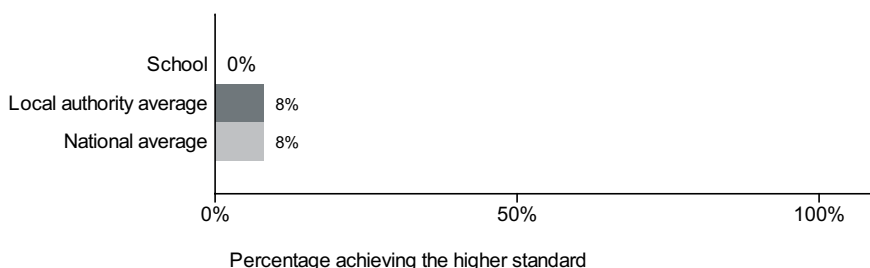
Percentage of pupils achieving the expected standard or higher

Number of pupils = 31



Percentage of pupils achieving the higher standard

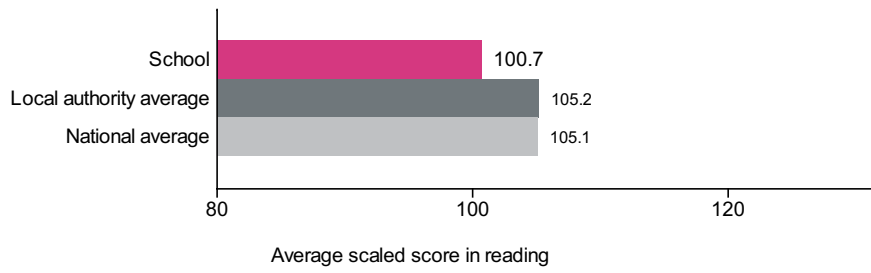
Number of pupils = 31



Average scaled score in:

Reading

Number of pupils = 31



Maths

Number of pupils = 31

