
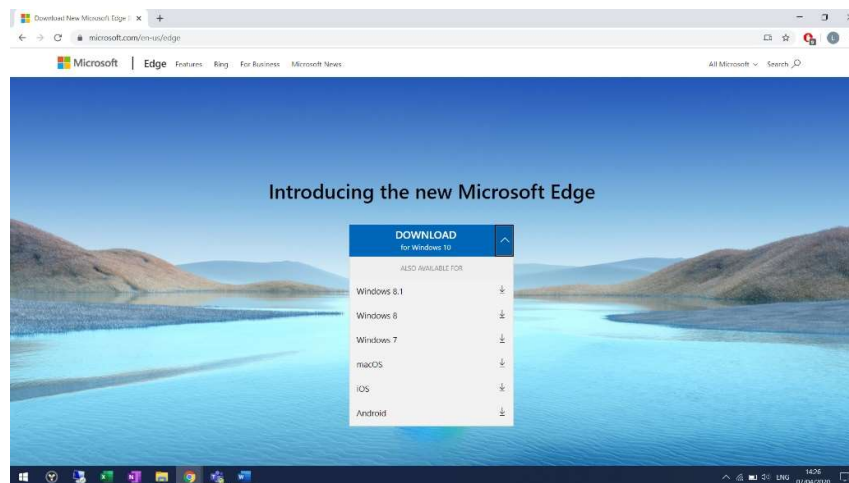


Downloading and installing Microsoft Edge

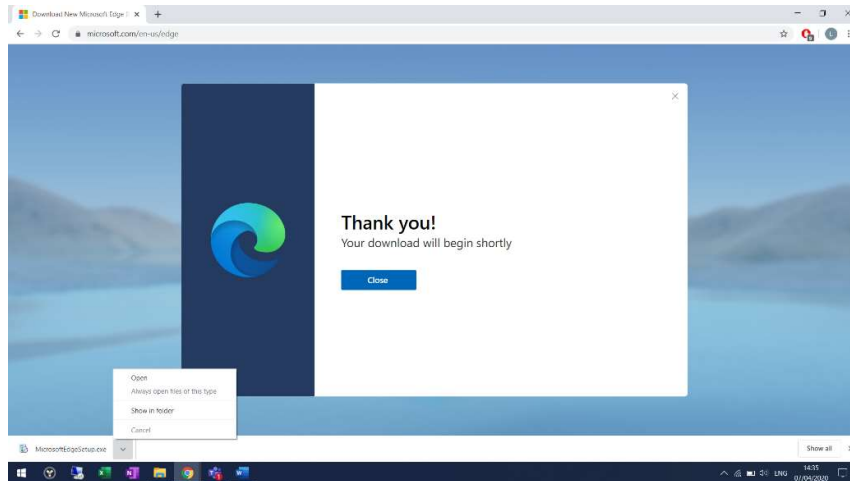
Firstly head over to google and search for [Microsoft Edge](https://www.microsoft.com/en-us/edge) or copy and paste this link into your web browser <https://www.microsoft.com/en-us/edge>



Next press Download and again on the next screen. If you have an older version of Windows then select the Arrow pointing down to bring up a list and select your version.



Once the download has complete find the file in your downloads folder or select it at the bottom of the screen if you are using chrome.



Once you've clicked Run/Open edge will start to install. After a few minutes edge will have installed and you're all set to go.

